

# **NRHEG School District**

## **Community Survey Results**

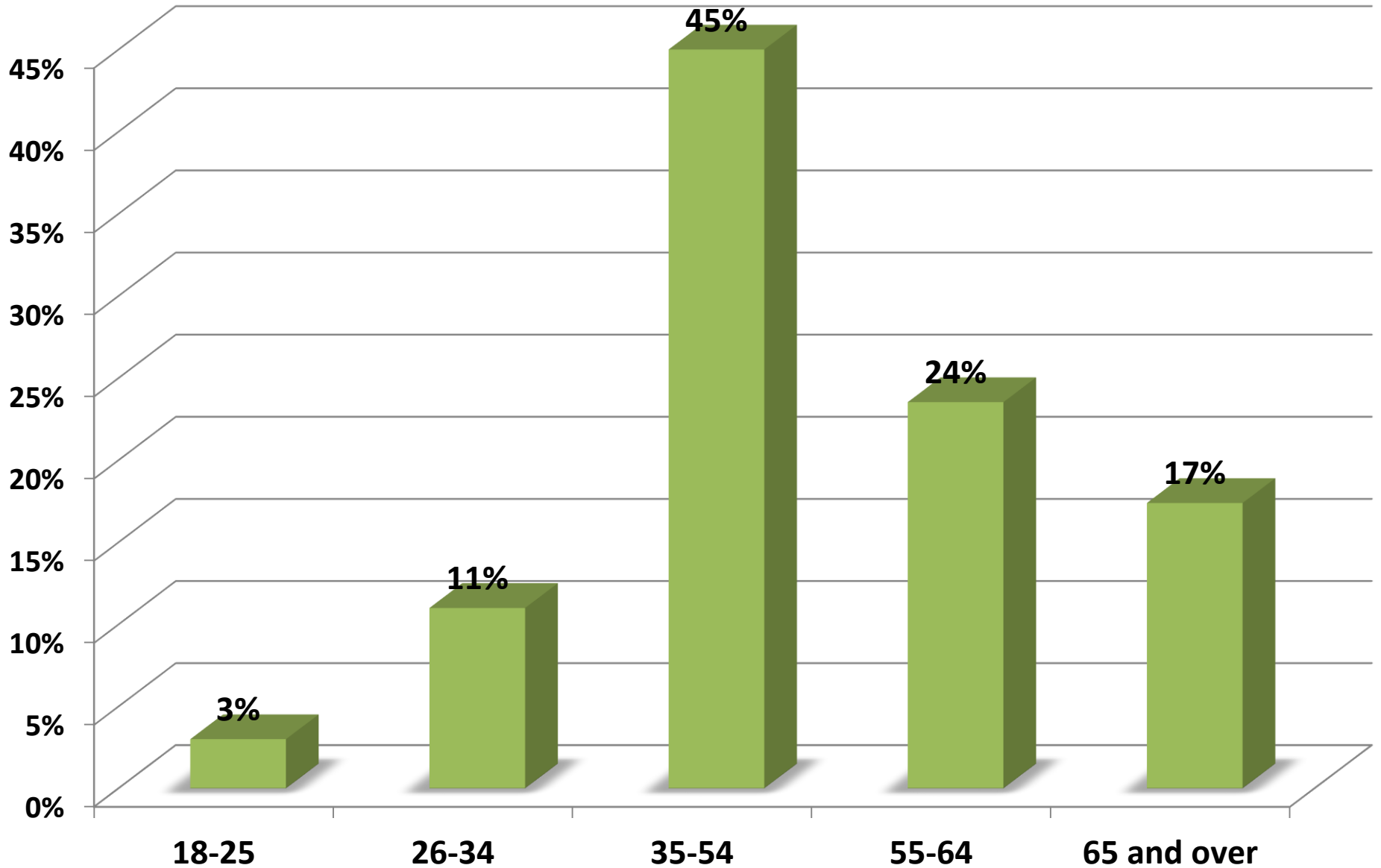
Fall 2018

# Survey Summary

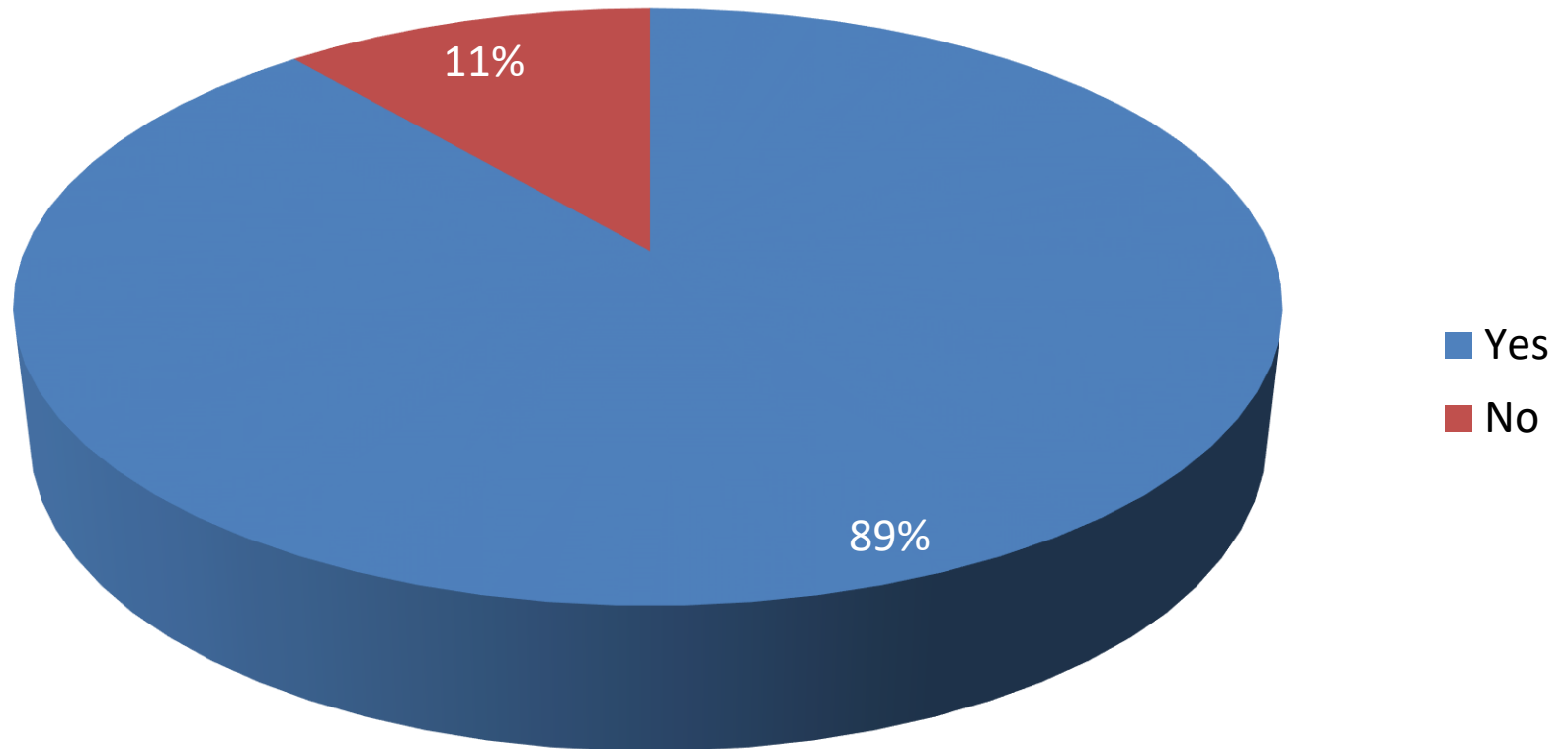
- The survey was conducted in late September – early October of 2018.
- Residents within the District were mailed a paper survey. Each survey included a unique survey access code for those who preferred to take the survey online.
- Total responses = 427 (141 paper)
- Participation rate = 17%

# **Respondent Information**

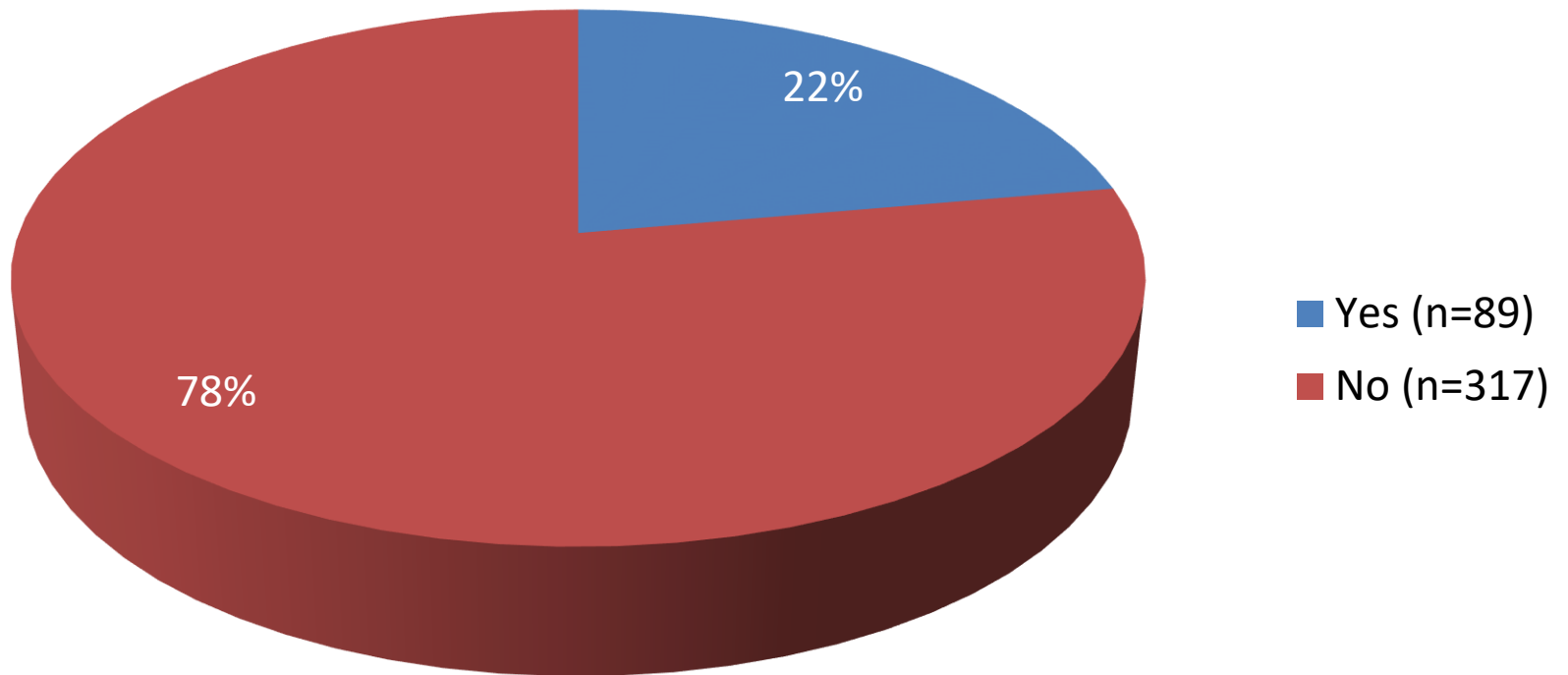
# What is your age?



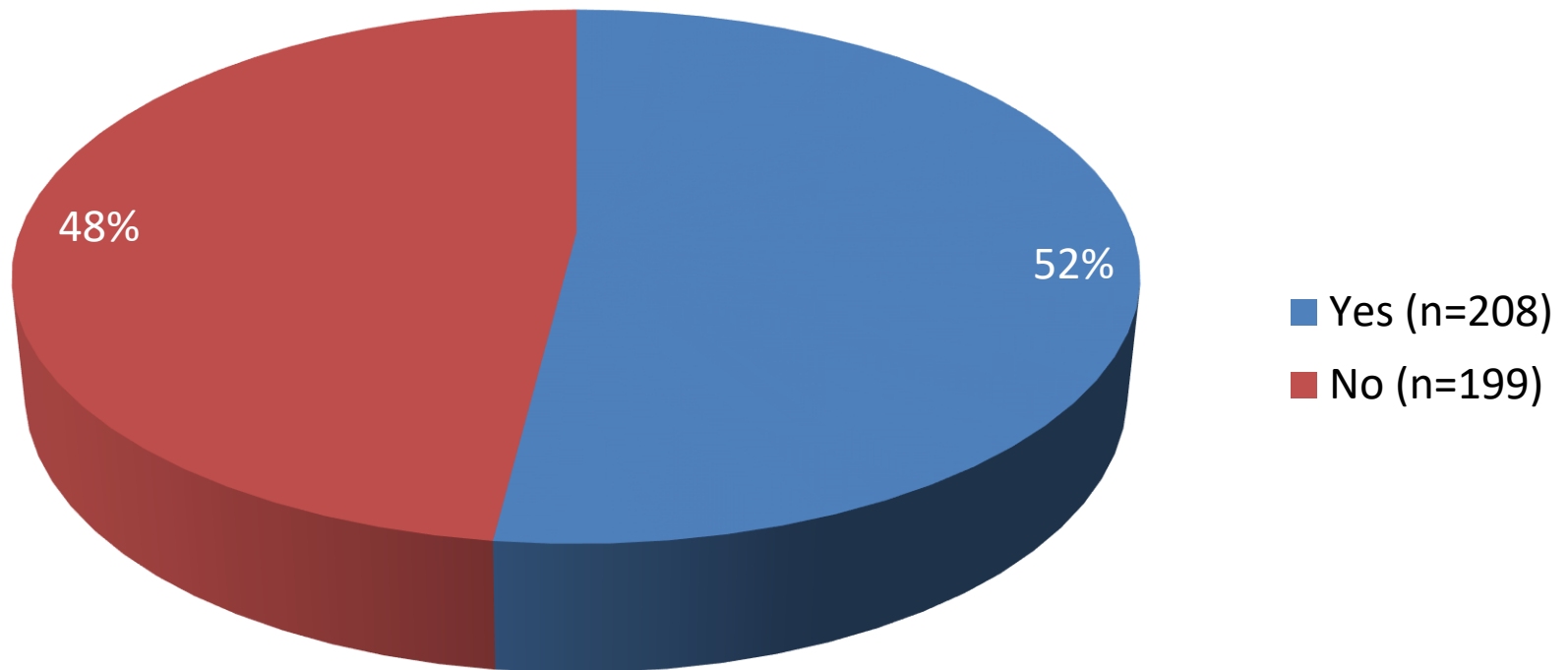
# Is your primary residence in the NRHEG School District?



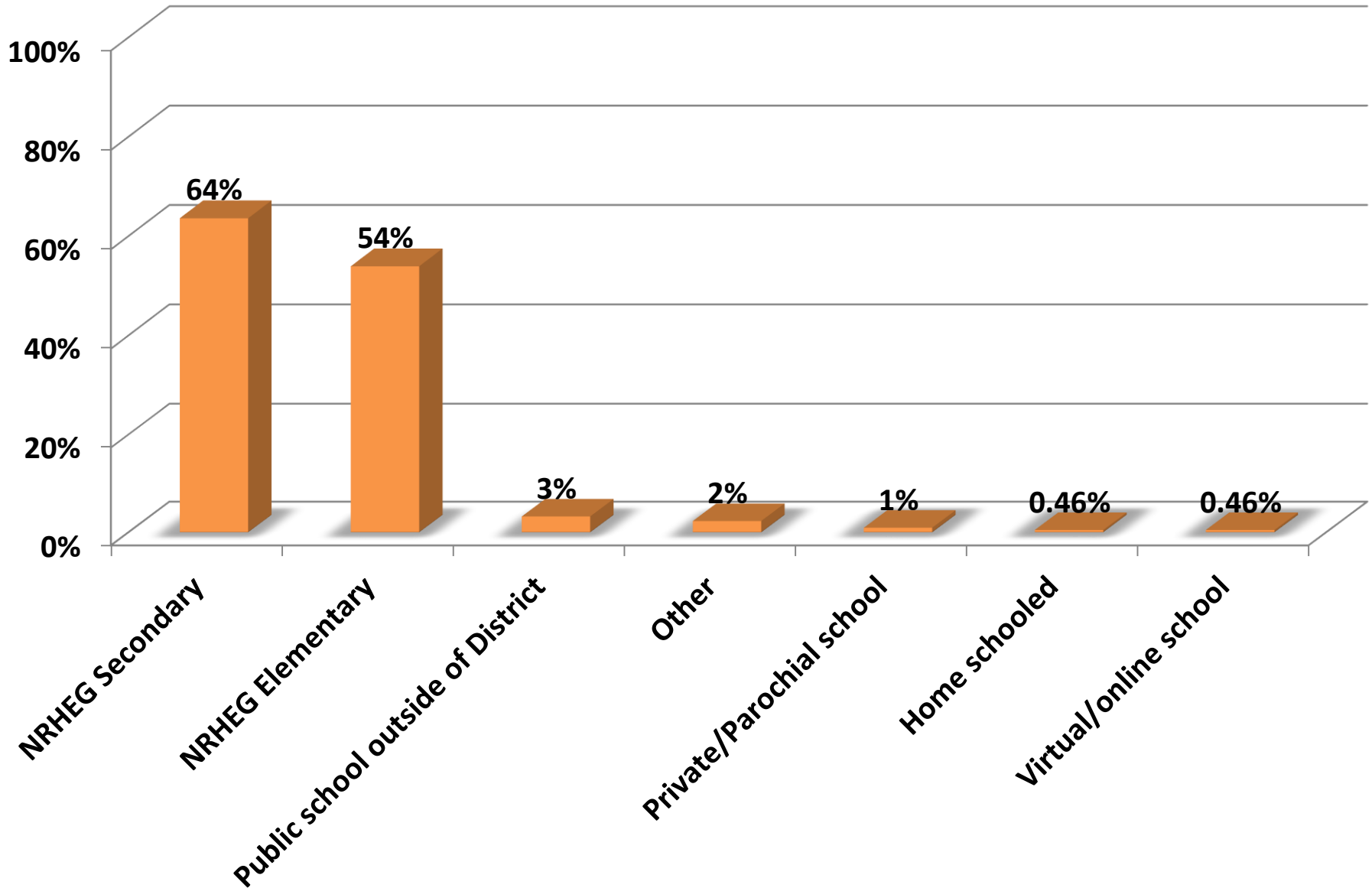
# Are you an employee of the NRHEG School District?



# Do you have children attending the District?

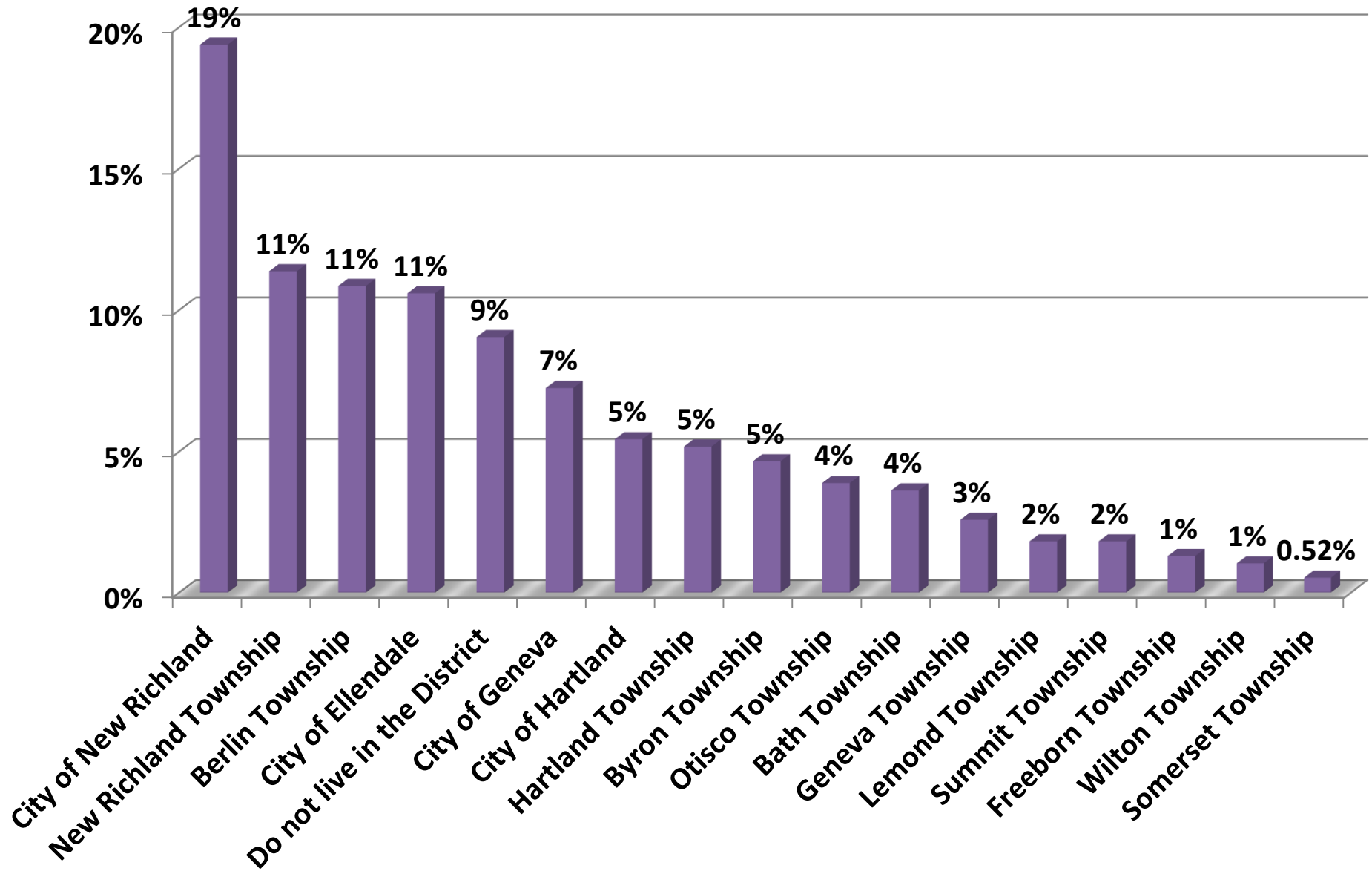


# If you have school-aged children, what school(s) do they attend?

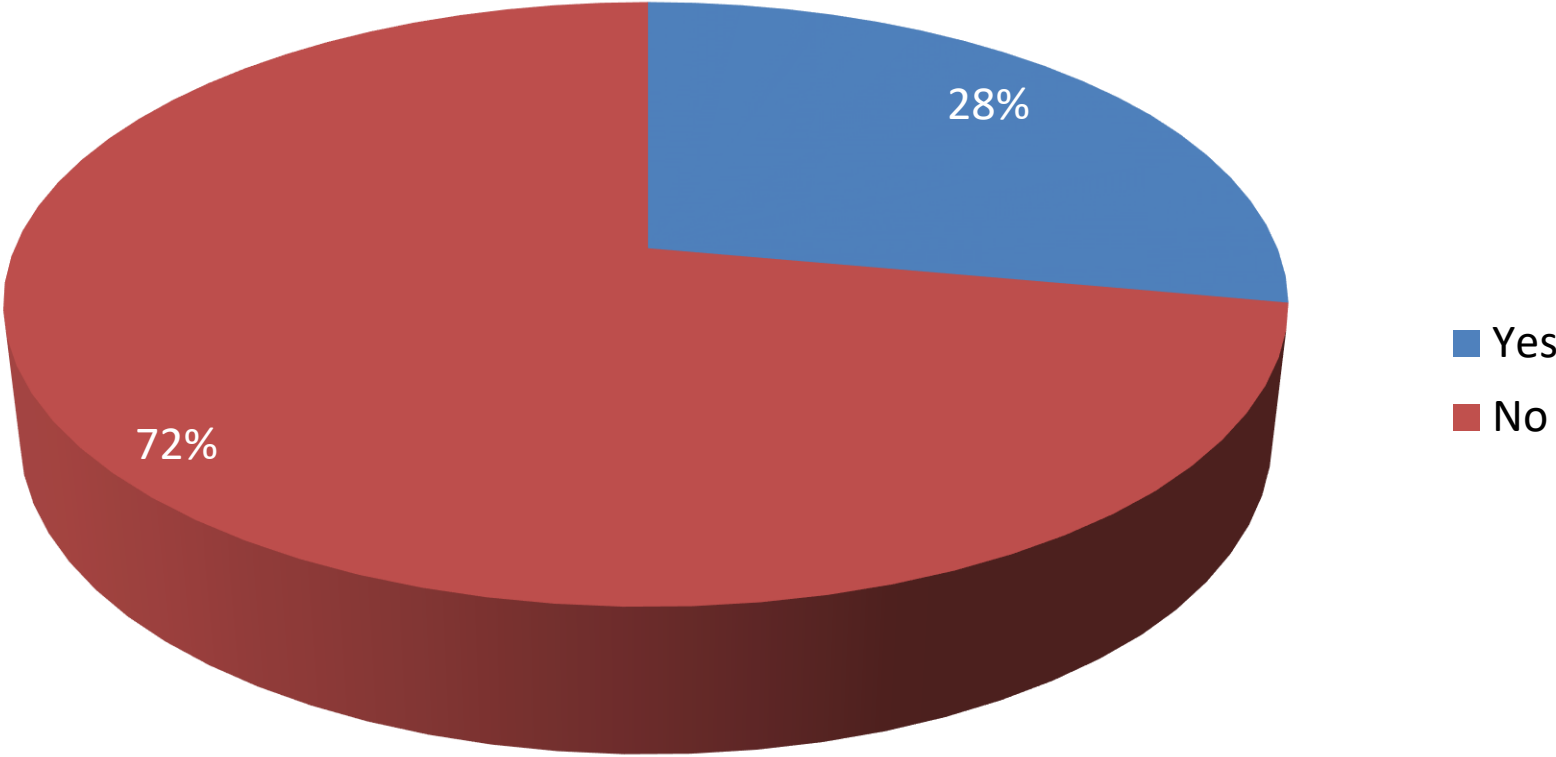




# In which city or township do you reside?



# Do you own property in the NRHEG School District that is taxed as agricultural land?



# **District Feedback**

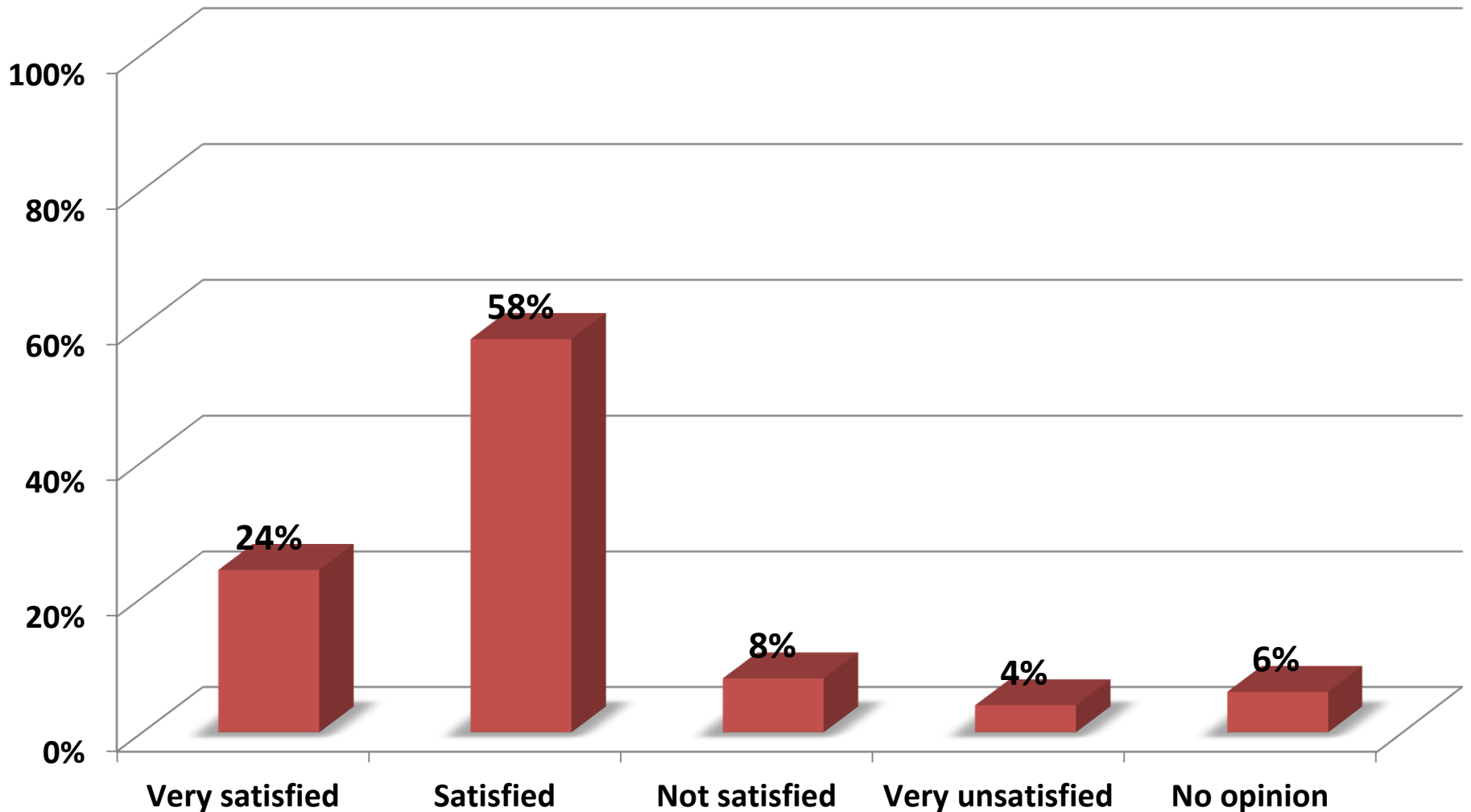
# Please tell us how well you believe we are doing in each of the following areas:

*Great (4), Good (3), Fair (2), Poor (1)*

Item	Staff	Parents (Non-Staff)	Non-Parents (Non-Staff)
Delivering a high-quality educational experience	2.93	3.08	2.91
Providing a welcoming and safe environment	3.00	3.04	2.89
Maintaining District facilities	2.50	2.91	2.78
Developing student character	2.80	2.98	2.71
Spending tax dollars wisely	2.70	2.82	2.64
Providing opportunities for community input	2.90	2.91	2.63
Keeping the public informed	2.73	2.94	2.57
Retaining high-quality, motivated staff	2.20	2.65	2.53

# Overall, how satisfied are you with the NRHEG School District?

*(All Respondents)*



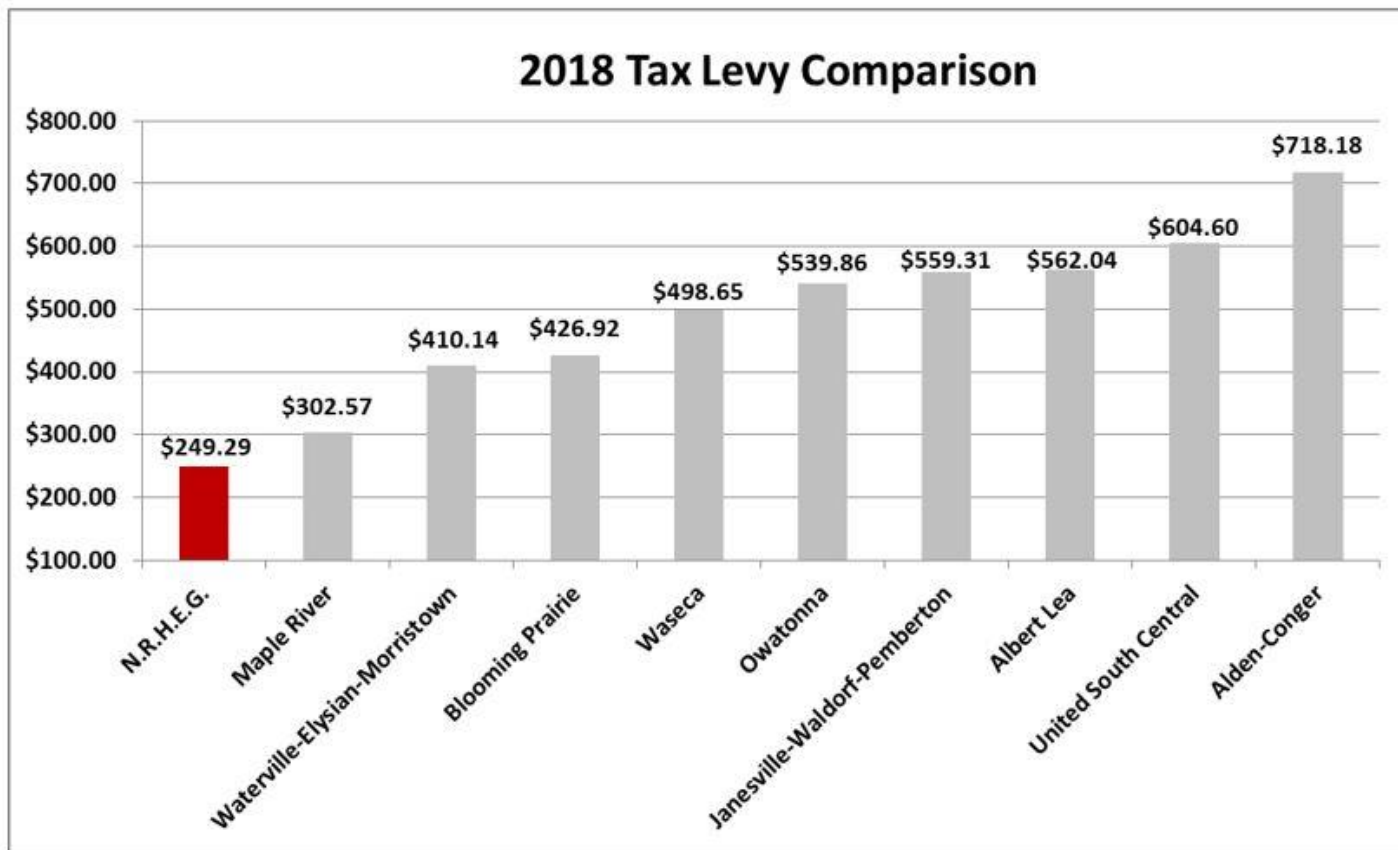
# **Financial Background**

*(Information Only)*

# Low Taxes

The District works hard to be good stewards of the taxpayers' dollars.

As a result, the NRHEG School District portion of property taxes is the lowest in the area and \$220.59 below the state average of \$469.88, based on the District's average home, valued at \$122,570.

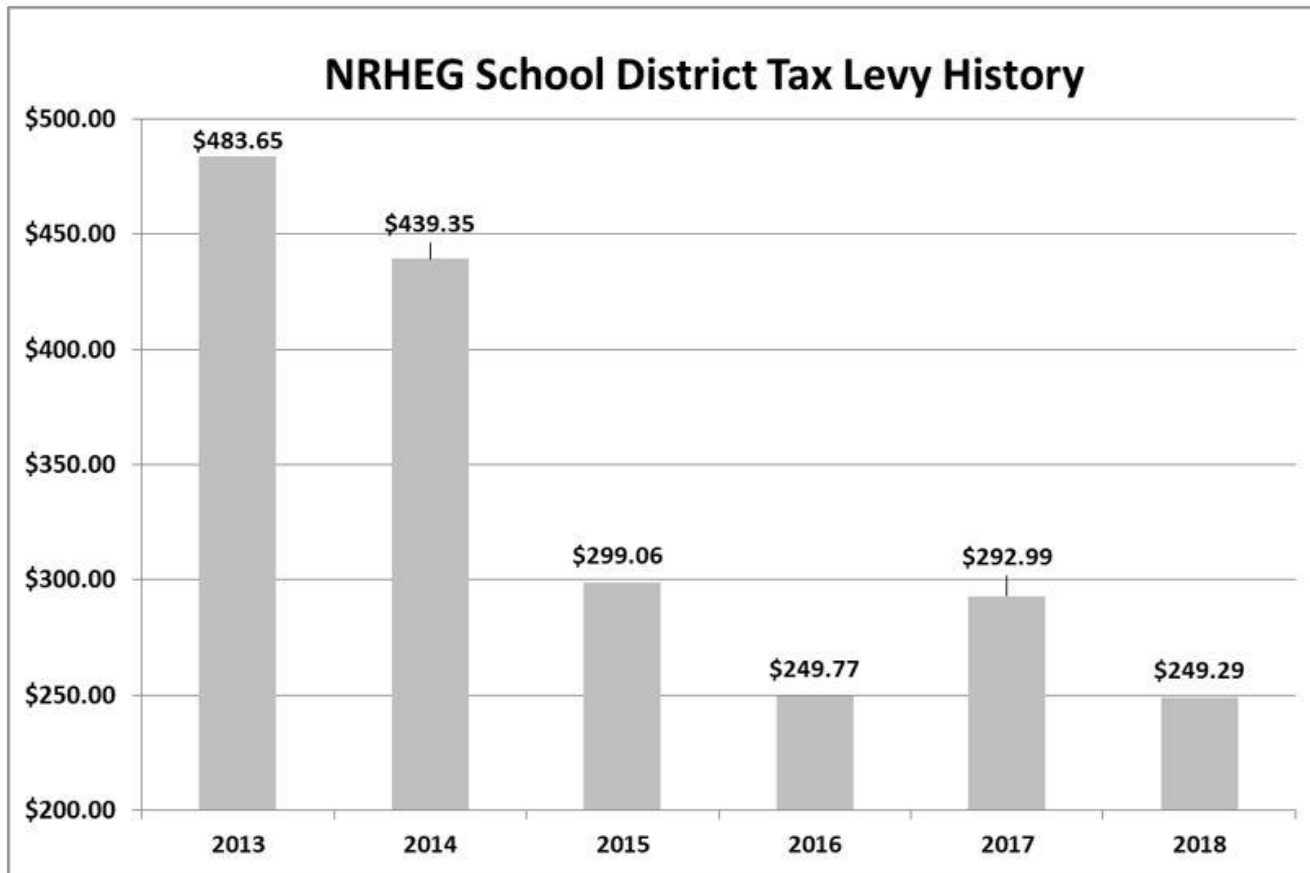


Note: Tax rates were calculated based on the District's average residential homestead property value of \$122,570.

# Declining Taxes

The NRHEG School District has worked hard to control costs while still providing high-quality programs and services for our students.

Compared to 2013, the District's tax levy has decreased by nearly 50%.



*Note: Tax rates were calculated based on the District's average residential homestead property value of \$122,570.*



# **District Operations**

# How important are the following?

*Very important (3), Somewhat important (2), Not important (1)*

Item	All Residents	Staff Residents	Parent Residents (Non-Staff)	Non-Parent Residents (Non-Staff)
The District would like to maintain current class sizes.	2.69	2.78	2.78	2.53
The District would like to update the Career and Technical Education middle and high school curriculum, equipment and facilities.	2.61	2.61	2.69	2.53
The District would like to continue to offer relevant elective course offerings to students.	2.65	2.73	2.74	2.51
The District would like to ensure there is funding to sustain the curriculum replacement cycle.	2.54	2.62	2.60	2.44
The District would like to continue to utilize the latest technology in our classrooms.	2.48	2.52	2.56	2.37
The District would like to expand their mental health services.	2.40	2.43	2.54	2.23
The District would like to expand preschool programming and offer childcare services.	2.12	2.16	2.19	2.04

# Facility Projects

# Would you support the following projects being included in a bond referendum?

*Yes (10), No (1)*

Item	All Residents	Staff Residents	Parent Residents (Non-Staff)	Non-Parent Residents (Non-Staff)
<b>Safety and Security</b> – Est. Cost: \$450,000	8.71	9.02	9.01	8.20
<b>Building Infrastructure</b> – Est. Cost: \$5.23 million	8.59	8.91	9.23	7.67
<b>Americans with Disabilities Act Updates</b> - Est. Cost: \$300,000	8.45	8.89	9.00	7.59
<b>Science Classrooms</b> - Est. Cost: \$997,000	8.12	9.11	8.23	7.42
<b>Career and Technical Education Classrooms and Labs (Shop)</b> - Est. Cost: \$2.1 million	7.80	8.33	8.34	6.92
<b>Special Education Classrooms</b> - Est. Cost: \$313,000	7.20	6.94	8.01	6.43
<b>Preschool/Childcare</b> – Est. Cost: \$225,000	6.43	6.00	7.03	5.94
<b>Makerspace</b> – Est. Cost: \$832,000	6.38	5.86	7.64	5.26
<b>Art and Music Classrooms</b> – Est. Cost: \$735,000	6.90	8.81	7.71	5.07
<b>Weight and Fitness Room</b> - Est. Cost: \$408,000	6.04	7.18	6.88	4.65
<b>Collaborative Learning Spaces</b> – Est. Cost: \$1.5 million	5.88	6.26	7.03	4.31

# **Facility Bond Support**

The cost to address all of the facility needs identified in the survey thus far is nearly \$13 million. We realize we may need to upgrade our schools in phases, based on the community’s priorities and willingness to financially support the projects. The following table shows the tax impact for various bond referendum amounts. **The District would like to know your level of support should they consider a bond referendum in the future.**

PROPERTY TAX IMPACT					
Type of Property	Estimated Assessment Value	Bond Referendum Estimated Impact Per Year			
		\$7 million	\$9 million	\$11 million	\$13 million
<b>Residential Homestead</b>	\$75,000	\$13	\$20	\$26	\$33
	\$100,000	\$21	\$32	\$42	\$53
	\$150,000	\$37	\$56	\$74	\$93
	\$200,000	\$53	\$80	\$106	\$133
	\$250,000	\$69	\$104	\$138	\$173
<b>Commercial/ Industrial</b>	\$50,000	\$22	\$33	\$44	\$55
	\$100,000	\$44	\$66	\$88	\$110
	\$250,000	\$125	\$187	\$250	\$312
<b>Ag Homestead*#</b> (average value per acre of land and buildings up to \$1,940,000)	\$3,000	\$0.27	\$0.40	\$0.53	\$0.66
	\$5,000	\$0.44	\$0.66	\$0.88	\$1.10
	\$7,000	\$0.62	\$0.92	\$1.23	\$1.54
<b>Ag Non-Homestead*</b> (average value per acre of land and buildings)	\$3,000	\$0.53	\$0.79	\$1.06	\$1.32
	\$5,000	\$0.89	\$1.32	\$1.76	\$2.20
	\$7,000	\$1.24	\$1.85	\$2.47	\$3.08

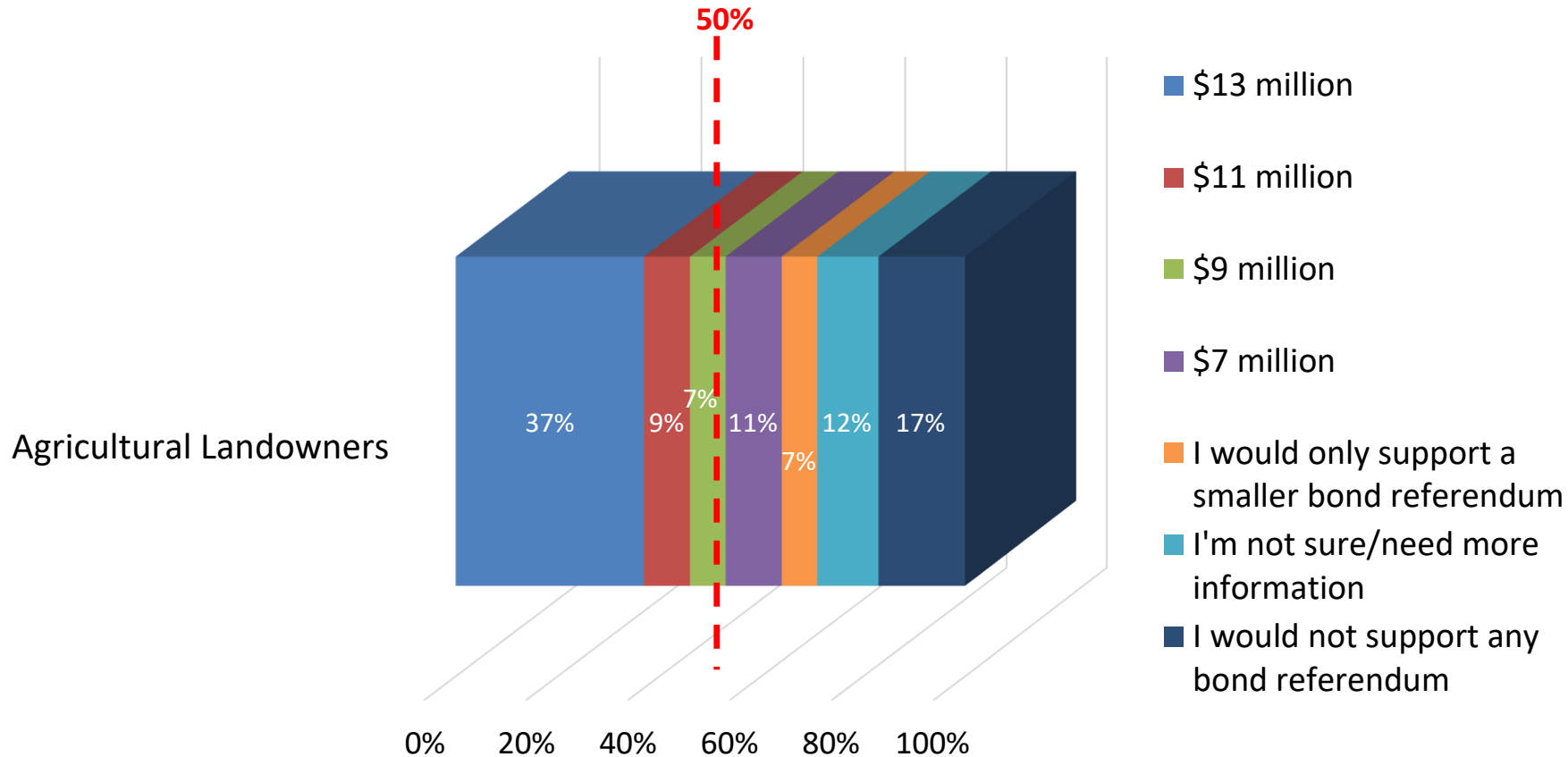
*\*Ag2School Property Tax Relief Bill: Estimated tax impact includes 40% reduction due to the School Building Bond Agricultural Credit.  
#Homestead examples exclude the house, garage and one acre, which has the same tax impact as a residential homestead.*

# How much of a tax impact would you support through a bond referendum, assuming the projects included were acceptable to you?

*(NRHEG School District Residents Only)*



# How much of a tax impact would you support through a bond referendum, assuming the projects included were acceptable to you? (NRHEG School District Residents Only)





# **Additional Projects**

The school is in need of a **space for large group instruction and student performances**. Currently, many of these events are held in the shared gym space, which lacks adequate sound and lighting systems. The gym's already busy schedule limits its instructional use during the school day as well as evening performances.

The **high school gym** is too small to meet the District's co-curricular program needs. The narrow gym causes safety concerns during competitions as the bleachers and score tables are extremely close to the court. The lack of gym space causes scheduling challenges, and requests for youth programming cannot always be accommodated.

The **school's wrestling/multi-purpose room and locker rooms** are located in the basement. The spaces are too small and lack proper ventilation. With only one access point and no elevator, there are safety and Americans with Disabilities Act (ADA) code compliance issues.

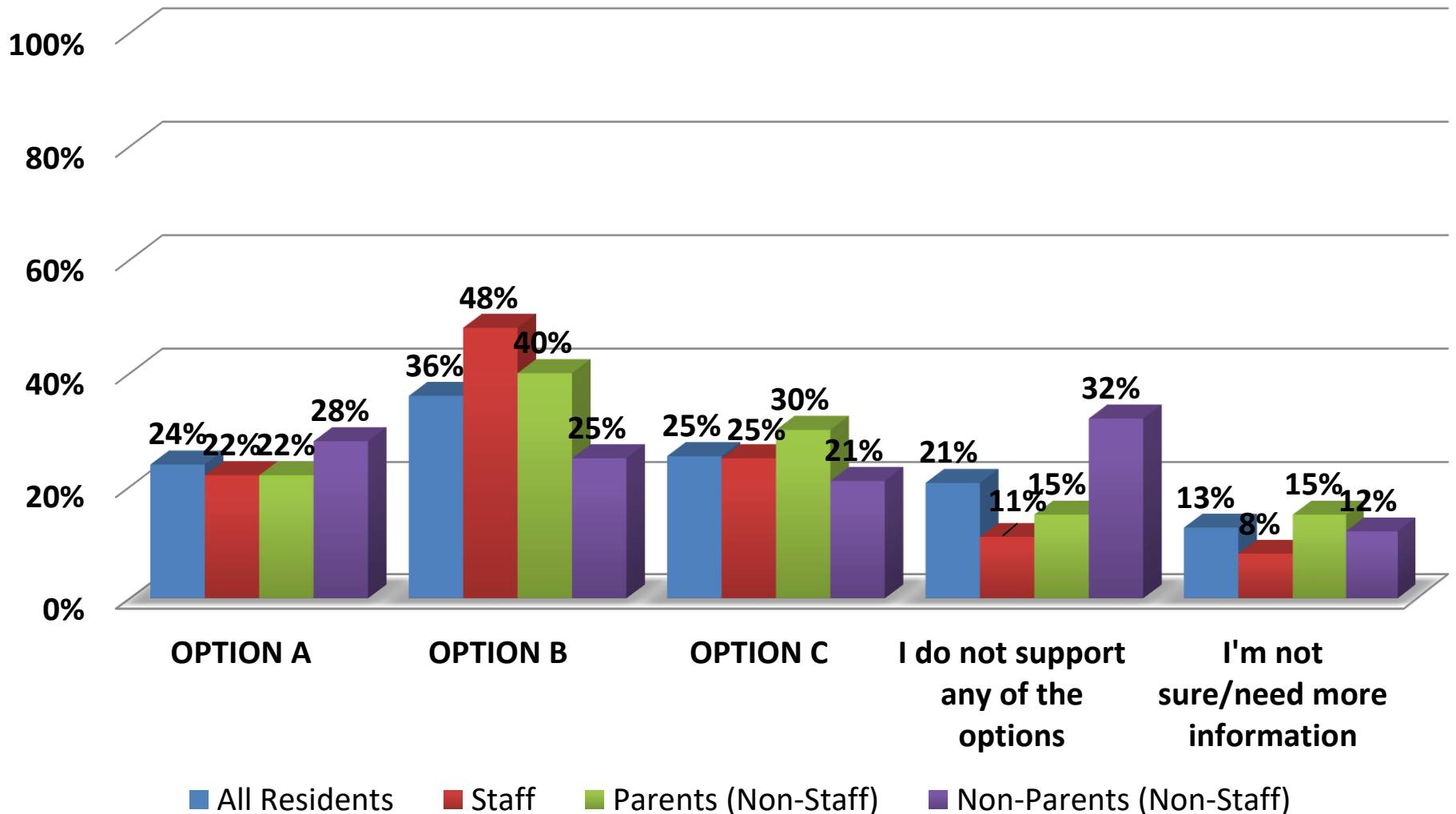
## Three options have been developed that could be funded by expanding the bond referendum:

- OPTION A:** Update the existing shared gym/performance space with improved acoustics, new bleachers and sound system, update the wrestling/multi-purpose and locker rooms and install elevator access to the lower level. This option does not increase space or alleviate scheduling challenges. *Estimated Cost: \$2.8 million*
- OPTION B:** Build a new 2-station gym, locker rooms and restrooms, convert the existing gym into a large group instruction/performing arts space and create flexible space for a wrestling/multi-purpose room. *Estimated Cost: \$9.1 million*
- OPTION C:** Build a new large group instruction/performing arts space with seating for 500. Renovate the existing gym and relocate locker rooms to the first floor. Update the wrestling/multi-purpose room and install elevator access to the lower level. *Estimated Cost: \$9.75 million*

Type of Property	Estimated Assessment Value	Bond Referendum Estimated Impact Per Year		
		OPTION A \$2.8 million	OPTION B \$9.1 million	OPTION C \$9.75 million
<b>Residential Homestead</b>	\$75,000	\$9	\$30	\$32
	\$100,000	\$15	\$48	\$51
	\$150,000	\$26	\$84	\$90
	\$200,000	\$37	\$120	\$128
	\$250,000	\$49	\$156	\$167
<b>Commercial/ Industrial</b>	\$50,000	\$15	\$50	\$53
	\$100,000	\$31	\$100	\$107
	\$250,000	\$88	\$282	\$302
<b>Ag Homestead</b> (average value per acre of land and buildings up to \$1,940,000)	\$3,000	\$0.19	\$0.60	\$0.64
	\$5,000	\$0.31	\$1.00	\$1.07
	\$7,000	\$0.43	\$1.39	\$1.49
<b>Ag Non-Homestead</b> (average value per acre of land and buildings)	\$3,000	\$0.37	\$1.19	\$1.28
	\$5,000	\$0.62	\$1.99	\$2.13
	\$7,000	\$0.87	\$2.79	\$2.98

# Please select ALL of the options that you would support:

*(NRHEG School District Residents Only)*



**Thank you!**